



Eric Adams
Mayor

Ydanis Rodriguez
Commissioner

COMMUNITY BOARD FEEDBACK PACKAGE

Please review this application and provide the required feedback.

DINING OUT NYC

COMMUNITY BOARD RECOMMENDATION FORM

This form is to be used by community boards during the cafe review process. Any comments from the community board should be recorded on this form and submitted to NYC DOT. For information pertaining to specific cafe design requirements, visit the Dining Out NYC website for program legislation, rules, and Setup Guides.

Business Name: LUSARDI'S RESTAURANT

Cafe Address: 1494 SECOND AVENUE, NEW YORK, NY, 10075

Application Number: 20240802010213

CB Review Deadline (on date or next business day): 07/19/2025

NYCDOT Internal Use Only

Sidewalk Cafe Setup Feedback:

☐ Community Board chooses to **WAIVE** review

Comments related to the cafe's **physical footprint and dimensions**:

Comments related to **pedestrian flow** (i.e., visibility, safety , potential crowding):

Comments related to potential conflicts with **existing curb use** (i.e., planters, bike racks, bus stops):

Please check one of the recommendations below, either **approval**, **denial**, or **approval with modifications** relating to the above application:

☐ Community Board recommends **approval**

☐ Community Board recommends **denial**

☐ Community Board recommends **approval w/ modifications**

Recommended modifications (**only if approved w/ modifications**):

☐ Applicant acknowledges and agrees to modifications relating to the above referenced application

☐ Applicant acknowledges **BUT** does **NOT** agree with modifications relating to the above referenced application. If this box is checked, please provide NYC DOT with documentation of such agreement for NYC DOT's consideration.

Community Board Authorizing Name

Community Board Authorizing Signature

Date

RESTAURANT DETAILS

Food Service Establishment Permit(FSEP)

FSEP#: 40376142

Expiration Date: 06/30/2024

DOHMH Status: CURRENT

Business Legal Name: LUMA RESTAURANT INC

Assumed Name: LUSARDI'S RESTAURANT

Business Address: 1494 SECOND AVENUE, NEW YORK, NY 10075

Venue Type: Restaurant (with bar)

Last updated from DOHMH: 03/12/2025

Restaurant Information

Entity Type: Corporation

Phone: (212) 249-2020

Email Address: jayne@intunehospitality.com

DOS Information

DOS ID#: 721015

Process Name: Maruo Lusardi

DOS Address: 1494 Second Avenue, New York, New York 10075

NYS Liquor Authority Information

NYSLA Serial No: 034022108808

License Type: On-Premises

Name of License: Luma Restaurant Inc

Title of Representative: Attorney

Name of Certificate Holder: Luma Restaurant Inc

Business hours

Sun:

12:00 PM- 11:00 PM

Mon:

12:00 PM- 11:00 PM

Tues:

12:00 PM- 11:00 PM

Wed:

12:00 PM- 11:00 PM

Thurs:

12:00 PM- 11:00 PM

Fri:

12:00 PM- 11:00 PM

Sat:

12:00 PM- 11:00 PM






- This Site Plan form is required to be uploaded in the “**Sidewalk Site Plan**” field of your online application.
- Refer to the [How to Apply](#) page in the Dining Out NYC website for more information about the application process.



Applicant Name:	<u>Luma Restaurant, Inc.</u>
Restaurant Name:	<u>Lusardi's</u>
FSEP Number:	40376142

Clear path requirement for your sidewalk cafe can be found by identifying your corridor type on the DOT's Pedestrian Mobility Plan [Pedestrian Demand Map](#).

-  **C1- Global Corridor (12 feet Clear Path)**
-  **C2- Regional Corridor (10 feet Clear Path)**
-  **C3- Neighborhood Corridor, Community Connector, or Baseline Street (8 feet Clear Path)**

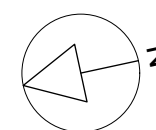
☐ Please check this box if you plan to have outdoor dining located partially within private property. If you are uncertain, please request records from your property owner/manager.

☐ Please check this box if all or part of your sidewalk cafe is in a sidewalk widening area, developed pursuant to the NYC Zoning Resolution. If so, indicate the property line in the site plan drawing below.

The site plan illustrates the proposed improvements for the area between 1496 2nd Avenue and 1492 2nd Avenue. The plan includes the following details:

- Buildings:** 1496 2ND AVENUE 4 STORIES N.I.C. and 1492 2ND AVENUE 4 STORIES N.I.C.
- Frontage:** 25'-0"
- Entrances:** COMMERCIAL ENTRANCE N.I.C. and RESIDENTIAL ENTRANCE N.I.C.
- Clearance:** 10'-0" CLEAR
- Dimensions:** 20'-3", 20'-1", 10'-3", 6'-2", 12'-1"
- Proposed Improvements:**
 - Existing Sidewalk Hatch to Cellar
 - New 2'-6"H Movable Lightweight Prelimeter Fence/Barrier
 - Existing Gas Valve (Not to be Covered or Visibly blocked)
 - Existing "Commercial Vehicles only" Parking Sign Post
 - Existing Bike Lane
- Areas:** CURB, BIKE LANE, PARKING AREA

2ND AVENUE (80 FT WIDE)
(REGIONAL CORRIDOR)



1 Sidewalk Seating
Scale: 1/4" = 1'-0"

Length of sidewalk cafe: 20'-1" feet Width of sidewalk cafe: 10'-3" feet

Food service establishment frontage shown by:

- Line representing the establishment's space facing the sidewalk
- Length
- Labels

Private Property shown as:

- Dashed line

Street names:

- Labels on each street

Sidewalk shown as:

- Line representing street curb
- Width measured from building line to curb line

Building entrances shown as:

- Label

Cafe perimeter shown as:

- Lines indicating perimeter
- Length and width

Set-up furniture (tables, chairs, etc.) shown as:

- Lines or symbols at approximate location within setup

**Elements (in Section 2 of this form)
within 15 feet of cafe perimeter, shown
as:**

- Lines or symbols
- Distance from cafe perimeter
- Labels

Utility coverings (water/gas valves, and pull boxes) shown as:

- Symbols representing the location within the setup

North arrow

SECTION 2: Required Clearances

- Please provide distances from the following objects.
- Only provide a distance if the listed object is within 15 feet of your proposed setup.
- Refer to the [Setup Guides](#) in the Dining Out NYC website for more information regarding clearances.

Elements with minimum 15 feet clearance from sidewalk cafe:

☐ S01- Subway Stair: Open End _____ feet

Elements with minimum 10 feet clearance from sidewalk cafe:

☐ S02- Subway Elevator Entrance _____ feet ☐ S04- MTA Curb Cut _____ feet

☐ S03- Exhaust Duct _____ feet ☐ S05- FDNY Curb Cut _____ feet

Elements with minimum 8 feet clearance from sidewalk cafe:

☐ S06- Street Tree Bed _____ feet ☐ S13- Newsstand _____ feet

☐ S07- Mailbox _____ feet ☐ S14- Streetlight _____ feet

☐ S08- LinkNYC Kiosk _____ feet ☐ S15- Bus Stop Pole _____ feet

☐ S09- Wayfinding Kiosk _____ feet ☐ S16- Fire Hydrant _____ feet

☐ S10- E-charging Station _____ feet ☐ S17- Bus Stop Shelter _____ feet

☐ S11- Parking Meter _____ feet ☐ S18- Traffic Signal _____ feet

☐ S12- SBS Fare Machine _____ feet

Elements with minimum 5 feet clearance from sidewalk cafe:

☐ S19- CitiBike/Bike Share Station _____ feet ☐ S24- Emergency Exit Hatch _____ feet

☐ S20- Bike Corral _____ feet ☐ S25- Subway Stair: Closed End _____ feet

☐ S21- Micromobility Station _____ feet ☐ S26- Subway Elevator: Non-Entry _____ feet

☒ S22- Primary Building Entrance **5'-0"** feet ☐ S27- Siamese Connection _____ feet

☐ S23- Curb Cut _____ feet

Elements with minimum 3 feet clearance from sidewalk cafe:

☐ S28- Elevated Train Infrastructure _____ feet ☐ S29- Transformer Vault _____ feet

Elements with minimum 1 foot 6 inches clearance from sidewalk cafe elements:

☐ S30- Vent Infrastructure: _____ inches ☐ S31- Manholes _____ inches
utility vent poles, vent
grates, subway grates

☐ Check this box if none of the objects listed above are within 15 feet of the proposed setup.



SECTION 3: Material Requirements

- Please indicate which of the following materials will be part of your sidewalk cafe by checking the box next to the category. If applicable, please confirm the materials comply with the Dining Out NYC requirements by checking the box next to the associated requirement.
- Refer to the [Setup Guides](#) in the Dining Out NYC website for more information regarding materials.

Materials Checklist:

Required

☒ **Perimeter Demarcation (All of the following must be met)**

- ☒ Perimeter demarcation must be clear and visible by using a lightweight and removable self-supporting base wall, railing, planter, fence, or stanchion and rope.
- ☐ Maximum height is 2 feet 6 inches (excluding planting(s)).
- ☐ Not affixed to the sidewalk.

Optional- Only check the material categories you intend to use in your sidewalk cafe

☐ **Furnishings (if using, the first two below must be met)**

- ☐ Lightweight and easily movable.
- ☐ Not affixed to the sidewalk.
- ☐ Check here if you plan to place tables/chairs on top of a cellar or basement door. If so, please complete the [Cellar or Basement Door Certification](#)

☐ **Awnings Physically Attached to the Building (if using, all of the following must be met)**

- ☐ Minimum 8 feet height from the ground and does not exceed 10 feet height.
- ☐ Easily removable, comprised of fire-grade and wind resistant materials.
- ☐ Does not extend beyond the perimeter of the sidewalk cafe.
- ☐ Complies with the New York City Building Code. Please note that this may require additional permits from DOB, and/or approval from the Landmarks Preservation Commission (LPC) as applicable.

☐ **Overhead Coverings/ Umbrellas (if using, all of the following must be met)**

- ☐ Minimum 7 feet height from the ground and does not exceed 10 feet height.
- ☐ Easily removable, comprised of fire-grade and wind resistant materials.
- ☐ Does not extend beyond the perimeter of the sidewalk cafe.
- ☐ The umbrella/overhead covering has a weighted base and any supports are not affixed to the sidewalk.
- ☐ Any support structures are of sufficient size and strength, made of durable materials, and free of defects.

☐ **Lighting and Electrical Connections (if using, all of the following must be met)**

- ☐ Any lighting is outdoor rated, properly secured, and lightweight.
- ☐ Connection is directly connected to ground floor restaurant's power source and within the perimeter of the cafe.
- ☐ Does not extend beyond the perimeter of the sidewalk cafe.
- ☐ Does not exceed 10 feet in height.
- ☐ Not attached to any City property, including street trees.
- ☐ Electrical work complies with the applicable requirements set forth in DOT's rules and the New York City Electrical Code. Please note that this may require additional permits from DOB or FDNY, and/or approval from the Landmarks Preservation Commission (LPC) as applicable.