



Eric Adams  
Mayor  
Ydanis Rodriguez  
Commissioner

# COMMUNITY BOARD FEEDBACK PACKAGE

**Please review this application and provide the required feedback.**

## DINING OUT NYC

## COMMUNITY BOARD RECOMMENDATION FORM

This form is to be used by community boards during the cafe review process. Any comments from the community board should be recorded on this form and submitted to NYC DOT. For information pertaining to specific cafe design requirements, visit the Dining Out NYC website for program legislation, rules, and Setup Guides.

**Business Name:** Via Quadronno

**Cafe Location:** 25 EAST 73 STREET, NEW YORK, NY, 10021

**Application Number:** 20240726010009

**CB Feedback Deadline (on date or next business day):** 3/5/2025

NYCDOT Internal Use Only

### Roadway Cafe Setup Comments:

Comments related to the cafe's **physical footprint and dimensions**:

Comments related to **pedestrian flow** (i.e., visibility, safety , potential crowding):

Comments related to potential conflicts with **existing curb use** (i.e., planters, bike racks, bus stops):

Overall recommendation for the cafe setup:

Suggested modifications related to the above referenced application:

Community Board Authorizing Name

Date

## **RESTAURANT DETAILS**

### **Food Service Establishment Permit (FSEP)**

FSEP#: 40687209

Expiration Date: 04/30/2025

DOHMH Status: CURRENT

Business Legal Name: VIA QUADRONNO LLC

Assumed Name: VIA QUADRONNO

Business Address: 25 EAST 73 STREET, NEW YORK, NY 10021

Venue Type: Restaurant (no bar)

Last updated from DOHMH: 01/22/2025

### **Restaurant Information**

Entity Type: Limited Liability Corporation (LLC)

Phone: (212) 650-9880

Email Address: kclamnyc@gmail.com

### **DOS Information**

DOS ID#: 2263966

Process Name: Via Quadronno LLC

DOS Address: 962 lexington avenue, new york, New York 10021

### **NYS Liquor Authority Information**

NYSLA Serial No: 1154968

License Type: On-Premises

Name of License: Via Quadronno LLC

Title of Representative: Kevin B McGrath

Name of Certificate Holder: Via Quadronno LLC

### **Business Hours**

Sun: 8:00 AM- 10:00 PM

Mon: 8:00 AM- 10:00 PM


Tues: 8:00 AM- 10:00 PM

Wed: 8:00 AM- 10:00 PM

Thurs: 8:00 AM- 10:00 PM

Fri: 8:00 AM- 10:00 PM

Sat: 8:00 AM- 10:00 PM



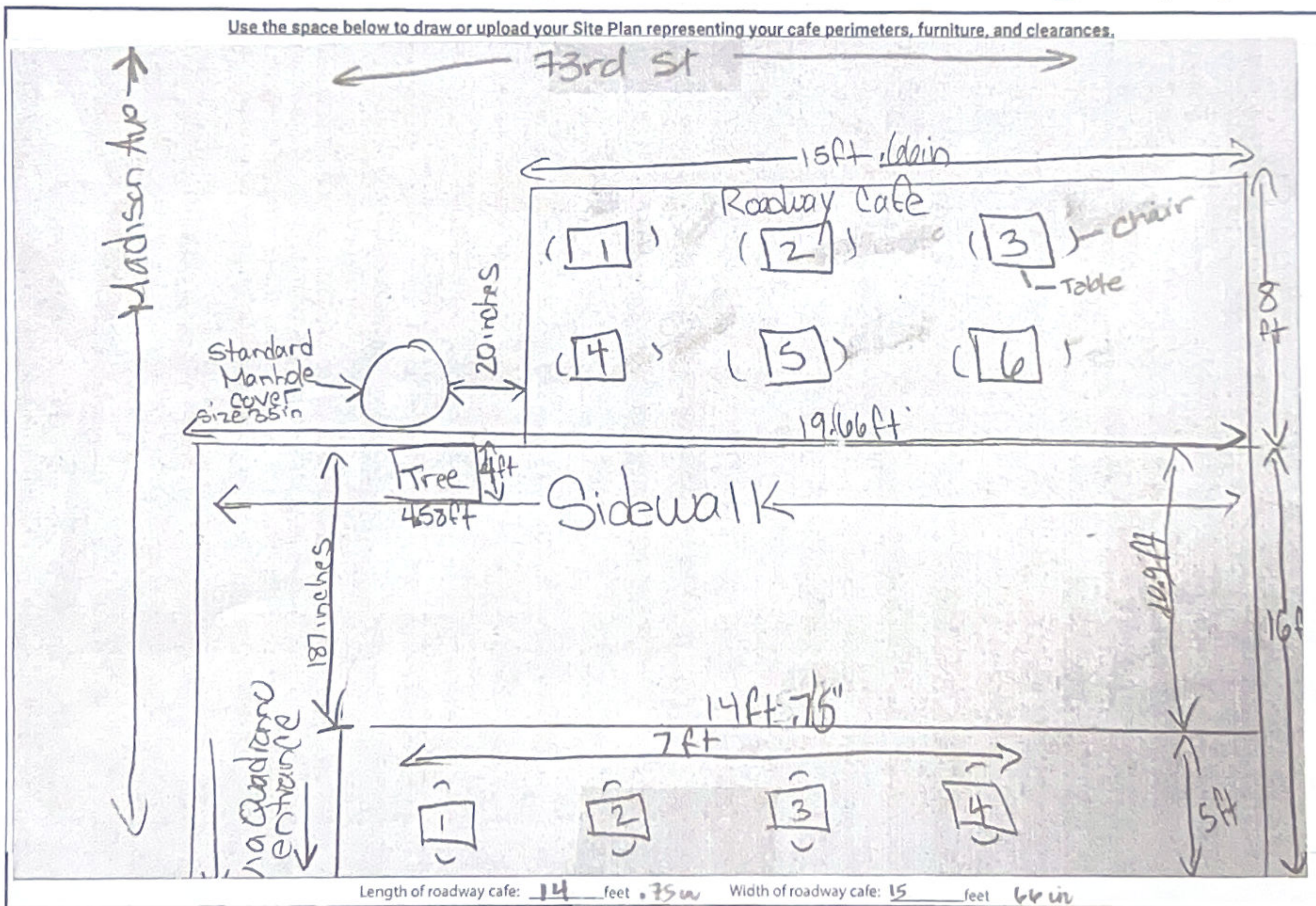


- This Site Plan form is required to be uploaded in the "Roadway Site Plan" field of your online application.
- Refer to the [How to Apply](#) page in the Dining Out NYC website for more information about the application process.

- Identify the Parking Sign in front of or around the area where your roadway setup would be located.
- Roadway cafes can only be placed in:
  1. Parking spaces, which include: metered and non-metered spaces, commercial parking, alternate side parking, angled parking, and seasonally restricted parking.
  2. Loading areas, including loading only, truck loading, hotel loading, and no parking zones.
  3. Floating Parking Lane- a parking lane that is separated from the curb by a protected bicycle lane that is adjacent to the curb.

- ☒ P1- Parking Space  
☐ P2- Loading Area  
☐ P3- Floating Parking Lane

→ PICS uploaded



Applicant Name: K.C. Lewis  
 Restaurant Name: Via Quadrato  
 FSEP Number: \_\_\_\_\_

Food service establishment frontage shown as:

- Line representing the establishment space facing the sidewalk
- Length
- Label

- Labels on each street

- Line representing street curb

- Width of curbside lane

- Lines indicating perimeter
- Length and width

- Lines or symbols at approximate location within setup

- Lines or symbols
- Distance from cafe perimeter
- Labels

- Symbols representing the location within the setup

North arrow



## SECTION 2: Required Clearances

- Please provide distances from the following objects.
- Only provide a distance if the listed object is within 15 feet of your proposed setup.
- Refer to the [Setup Guides](#) in the Dining Out NYC website for more information regarding clearances.

### Elements with minimum 15 feet clearance from roadway cafe:

- ☐ R01- Subway Stair: Open End \_\_\_\_\_ feet ☐ R02- Fire Hydrant \_\_\_\_\_ feet

### Elements with minimum 10 feet clearance from roadway cafe:

- ☐ R03- Subway Elevator Entrance \_\_\_\_\_ feet ☐ R05- MTA Curb Cut \_\_\_\_\_ feet  
☐ R04- FDNY Curb Cut \_\_\_\_\_ feet

### Elements with minimum 5 feet clearance from roadway cafe:

- ☐ R06- Curb Cut \_\_\_\_\_ feet ☐ R11- CitiBike/Bike Share Station \_\_\_\_\_ feet  
☐ R07- Emergency Exit Hatch \_\_\_\_\_ feet ☐ R12- Bike Corral \_\_\_\_\_ feet  
☐ R08- Subway Stair: Closed End \_\_\_\_\_ feet ☐ R13- Micromobility Station \_\_\_\_\_ feet  
☐ R09- Subway Elevator: Non-Entry \_\_\_\_\_ feet ☐ R14- Drainage Infrastructure \_\_\_\_\_ feet  
☐ R10- Bus Stop Pole:  
Non- Approaching Side \_\_\_\_\_ feet

### Elements with minimum 3 feet clearance from roadway cafe:

- ☐ R15- Elevated Train Infrastructure \_\_\_\_\_ feet ☐ R16- Transformer Vault \_\_\_\_\_ feet

### Elements with minimum 1 foot and 6 inches clearance from roadway cafe:

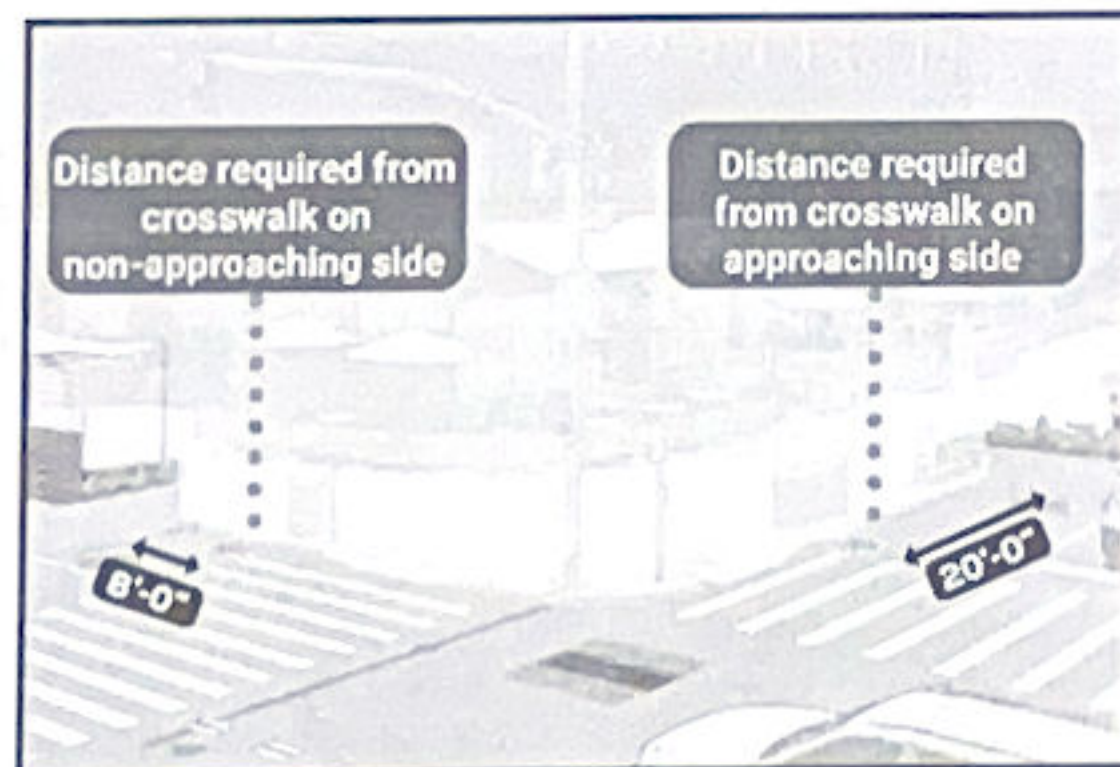
- ☐ R17- Vent Infrastructure: \_\_\_\_\_ feet ☐ R18- Manholes \_\_\_\_\_ inches  
utility vent poles, vent  
grates, subway grates

### Elements with minimum 6 inches clearance from roadway cafe:

- ☐ R19- Thermoplastic Marking \_\_\_\_\_ feet

### Roadway cafe distance from crosswalks:

- ☐ R20- Adjacent to  
non-approaching side of  
crosswalk  
(min. 8 foot distance) \_\_\_\_\_ feet  
☐ R21- Adjacent to  
approaching (stopping)  
side of crosswalk  
(min. 20 foot distance) \_\_\_\_\_ feet  
☐ R22- No crosswalk present  
(maintain 20 feet from  
curb line of intersecting  
street) \_\_\_\_\_ feet



☒ Check this box if none of the objects listed above are within 15 feet of the proposed setup.

## SECTION 3: Material Requirements

- Please indicate which of the following materials will be part of your roadway cafe by checking the box next to the category. If applicable, please confirm the materials comply with the Dining Out NYC requirements.
- Refer to the [Setup Guides](#) in the Dining Out NYC website for more information regarding materials.

### Materials Checklist:

#### \*Required\*

#### ☒ Barriers (All of the following must be met)

- ☒ Maintained on all sides of the cafe except the side fronting the ground floor restaurant.
- ☒ Not permanently affixed to the roadway.
- ☒ 30-42 inches tall (excluding planting), and at least 4 inches in width.
- ☒ Barriers are interconnected with each other.
- ☒ Any cladding over the barriers is securely fastened or affixed.
- ☒ Minimum 4 inches wide reflective strip on each barrier on the outward facing side.
- ☒ Water-filled with a minimum of 150 pounds per linear foot of barrier length.

#### \*Optional - Only check the material categories you intend to use in your roadway cafe\*

#### ☒ Flooring (if using, all of the following must be met)

- ☐ Durable, lightweight, easily removable, mold-resistant, elevated from the ground level to allow for drainage, and removable to allow for cleaning.
- ☐ Flush with the curb line (except if located on a slope, be flush to the greatest extent feasible), and compliant with applicable accessibility requirements.
- ☐ Maintains a 6 inch covered channel between curb and base of flooring to allow for drainage.

#### ☒ Furnishings (if using, all of the following must be met)

- ☐ Lightweight and easily movable.

#### ☒ Vertical Screenings (if using, all of the following must be met)

- ☐ Located between the barrier and 6 feet above the cafe base or floor.
- ☐ Located on the roadway facing side, does not extend beyond the perimeter of the roadway cafe, and is not affixed to the outward facing side of barriers.
- ☐ Easily removable, comprised of non-opaque, fire-grade, and wind resistant materials.
- ☐ If within 50 feet of any regulatory or warning signs, does not exceed 46 inches in height.

#### ☒ Overhead Coverings/ Umbrellas (if using, all of the following must be met)

- ☐ Minimum of 7 feet and maximum of 10 feet from the base or floor of the roadway cafe.
- ☐ Has a weighted base and any support structures are not affixed to the outward facing side of barriers, are of sufficient size and strength, made of durable materials, and free of defects.
- ☐ Easily removable, comprised of fire-grade and wind resistant materials.
- ☐ If within 50 feet of any regulatory or warning signs, does not exceed 46 inches in height.

#### ☒ Lighting and Electrical Connections (if using, all of the following must be met)

- ☐ Any lighting is outdoor rated, properly secured, and lightweight.
- ☐ At least 14 feet above sidewalk, and 18 feet above roadway.
- ☐ Not attached to any City property, including street trees.
- ☐ Electrical work complies with the applicable requirements set forth in DOT's rules and the New York City Electrical Code. Please note that this may require additional permits from DOB or FDNY, and/or approval from the Landmarks Preservation Commission (LPC) as applicable.