



Eric Adams
Mayor

Ydanis Rodriguez
Commissioner

COMMUNITY BOARD FEEDBACK PACKAGE

Please review this application and provide the required feedback.

DINING OUT NYC

COMMUNITY BOARD RECOMMENDATION FORM

This form is to be used by community boards during the cafe review process. Any comments from the community board should be recorded on this form and submitted to NYC DOT. For information pertaining to specific cafe design requirements, visit the Dining Out NYC website for program legislation, rules, and Setup Guides.

Business Name: ELI'S TABLE

Cafe Location: 1411 3 AVENUE, NEW YORK, NY, 10028

Application Number: 20240802010141

CB Feedback Deadline (on date or next business day): 3/20/2025

NYCDOT Internal Use Only

Roadway Cafe Setup Comments:

Comments related to the cafe's **physical footprint and dimensions**:

Comments related to **pedestrian flow** (i.e., visibility, safety , potential crowding):

Comments related to potential conflicts with **existing curb use** (i.e., planters, bike racks, bus stops):

Overall recommendation for the cafe setup:

Suggested modifications related to the above referenced application:

Community Board Authorizing Name

Date

RESTAURANT DETAILS FSEP#: 40680918

Expiration Date: 03/31/2026

DOHMH Status: CURRENT

Business Legal Name: ELIS MANHATTAN, INC

Assumed Name: ELI'S TABLE

Business Address: 1411 3 AVENUE, NEW YORK, NY 10028

Venue Type: Restaurant (with bar)

Last updated from DOHMH: 01/21/2025

Restaurant Information

Entity Type: Corporation

Phone: (212) 717-9798

Email Address: KELLYMLK136@GMAIL.COM

DOS Information

DOS ID#: 2205936

Process Name: THE CORPORATION

DOS Address: 403 E 91ST ST, NEW YORK, New York 10128

NYS Liquor Authority Information

NYSLA Serial No: 034022108865

License Type: On-Premises

Name of License: ELI ZABAR

Title of Representative: PRESIDENT

Name of Certificate Holder: EBAR TENANT CORP

User Information

Created By: Michael Kelly

Created On: 8/2/2024 3:07:15 PM

Modified By: Michael Kelly

Modified On: 8/2/2024 3:07:15 PM

Business hours

Sun:-

Mon: 5:30 PM- 9:30 PM


Tues: 5:30 PM- 9:30 PM

Wed: 5:30 PM- 9:30 PM

Thurs: 5:30 PM- 9:30 PM

Fri: 5:30 PM- 9:30 PM

Sat: 5:30 PM- 9:30 PM



- This Site Plan form is required to be uploaded in the **"Roadway Site Plan"** field of your online application.
- Refer to the [How to Apply](#) page in the Dining Out NYC website for more information about the application process.

- Identify the Parking Sign in front of or around the area where your roadway setup would be located.

- Roadway cafes can only be placed in:

1. Parking spaces, which include: metered and non-metered spaces, commercial parking, alternate side parking, angled parking, and seasonally restricted parking.
2. Loading areas, including loading only, truck loading, hotel loading, and no parking zones.
3. Floating Parking Lane- a parking lane that is separated from the curb by a protected bicycle lane that is adjacent to the curb.

X P1- Parking Space

P2- Loading Area

P3- Floating Parking Lane

Use the space below to draw or upload your Site Plan representing your cafe perimeters, furniture, and clearances.

1411 Third Avenue Existing Restaurant

Note: Restaurants communicate through connecting door.

1411 Third Avenue Existing Restaurant

RETAIL AREA

Existing Restaurant Entry

TREE

TREE

Property Line

Curb Line

Maximum Width of Roadside Cafe

Length of Roadside Cafe

Removable Platform (Typ.)

Maximum Length of Roadside Cafe

Restaurant Frontage

THIRD AVENUE

To Edge Of Building / Block

Existing Cross Walk

FIRE HYDRANT

MAIL BOX

Existing Marquee Cover

$$11.25' + 40.00' = 51.25'$$

Length of roadway cafe: 51.25' feet

Width of roadway cafe: 8.00' feet

 $11.25' + 40.00' =$

Length of roadway cafe: =51.25' feet

Width of roadway cafe: 8.00' feet

Roadway Cafe Site Plan Form

Applicant Name: EBARTENANT Corp

Restaurant Name: Ellis (4517)

FSEP Number: 40680918

Drawing Requirements

Food service establishment frontage shown as:

- Line representing the establishment's space facing the sidewalk
- Length
- Label

Street names:

- Labels on each street

Sidewalk shown as:

- Line representing street curb

Roadway shown as:

- Width of curbside lane

Cafe perimeter shown as:

- Lines indicating perimeter
- Length and width

Set-up furniture (tables, chairs, etc.) shown as:

- Lines or symbols at approximate location within setup

Elements (in Section 2 of this form)
within 15 feet of cafe perimeter, shown
as:

- Lines or symbols
- Distance from cafe perimeter
- Labels

Utility coverings (water/gas valves, and pull boxes) shown as:

- Symbols representing the location within the setup

North arrow

SECTION 2: Required Clearances

- Please provide distances from the following objects.
- Only provide a distance if the listed object is within 15 feet of your proposed setup.
- Leave box blank if not applicable.
- Refer to the [Setup Guides](#) in the Dining Out NYC website for more information regarding clearances.

Elements with minimum 15 feet clearance from sidewalk cafe:

☐ S01- Subway Stair: Open End _____ feet

Elements with minimum 10 feet clearance from sidewalk cafe:

☐ S02- Subway Elevator Entrance _____ feet ☐ S04- MTA Curb Cut _____ feet
☐ S03- Exhaust Duct _____ feet ☐ S05- FDNY Curb Cut _____ feet

Elements with minimum 8 feet clearance from sidewalk cafe:

☒ S06- Street Tree Bed 8 feet ☐ S13- Newsstand _____ feet
☐ S07- Mailbox _____ feet ☐ S14- Streetlight _____ feet
☐ S08- LinkNYC Kiosk _____ feet ☐ S15- Bus Stop Pole _____ feet
☐ S09- Wayfinding Kiosk _____ feet ☐ S16- Fire Hydrant _____ feet
☐ S10- E-charging Station _____ feet ☐ S17- Bus Stop Shelter _____ feet
☐ S11- Parking Meter _____ feet ☐ S18- Traffic Signal _____ feet
☐ S12- Select Bus Service Fare Machine _____ feet

Elements with minimum 5 feet clearance from sidewalk cafe:



☐ S19- CitiBike/Bike Share Station _____ feet ☐ S24- Emergency Exit Hatch _____ feet
☐ S20- Bike Corral _____ feet ☐ S25- Subway Stair: Closed End _____ feet
☐ S21- Micromobility Station _____ feet ☐ S26- Subway Elevator: Non-Entry _____ feet
☐ S22- Primary Building Entrance _____ feet ☐ S27- Siamese Connection _____ feet
☐ S23- Curb Cut _____ feet

Elements with minimum 3 feet clearance from sidewalk cafe:

☐ S28- Elevated Train Infrastructure _____ feet
☐ S29- Transformer Vault _____ feet

Elements with minimum 1 foot 6 inches clearance from sidewalk cafe elements:

☐ S30- Vent Infrastructure _____ inches



SECTION 3: Material Requirements

- Please indicate which of the following materials will be part of your sidewalk cafe by checking the box next to the category. If applicable, please confirm the materials comply with the Dining Out NYC requirements by checking the box next to the associated requirement.
- Refer to the [Setup Guides](#) in the Dining Out NYC website for more information regarding materials.

Materials Checklist:

Required

☒ Perimeter Demarcation

- ☒ Perimeter demarcation must be clear and visible by using a lightweight and removable self-supporting base wall, railing, planter, fence, or stanchion and rope.
- ☒ Maximum height is 2 feet 6 inches (excluding planting(s)).
- ☒ Not affixed to the sidewalk.

Optional- Only check the material categories you intend to use in your sidewalk cafe

☒ Furnishings

- ☒ Lightweight and easily movable.
- ☒ Not affixed to the sidewalk.

☒ Awnings (Physically attached to the building)

- ☒ Minimum 8 feet height from the ground and does not exceed 10 feet height.
- ☒ Easily removable, comprised of fire-grade and wind resistant materials.
- ☒ Does not extend beyond the perimeter of the sidewalk cafe.
- ☒ Complies with the New York City Building Code and the requirements of the Landmarks Preservation Commission, as applicable.

☒ Overhead Coverings/ Umbrellas

- ☒ Minimum 7 feet height from the ground and does not exceed 10 feet height.
- ☒ Easily removable, comprised of fire-grade and wind resistant materials.
- ☒ Does not extend beyond the perimeter of the sidewalk cafe.
- ☒ The umbrella/overhead covering has a weighted base and any supports are not affixed to the sidewalk.
- ☒ Any support structures are of sufficient size and strength, made of durable materials, and free of defects.

☒ Lighting and Electrical Connections

- ☒ Any lighting is outdoor rated, properly secured, and lightweight.
- ☒ Connection is directly connected to ground floor restaurant's power source and within the perimeter of the cafe.
- ☒ Does not extend beyond the perimeter of the sidewalk cafe.
- ☒ Does not exceed 10 feet in height.
- ☒ Not attached to any City property, including street trees.
- ☒ Electrical work complies with the applicable requirements set forth in the DOT's rules and the New York City Electrical Code.

☐ Please check this box if you are submitting additional documents for review. Documents may include technical drawings prepared by a licensed professional.