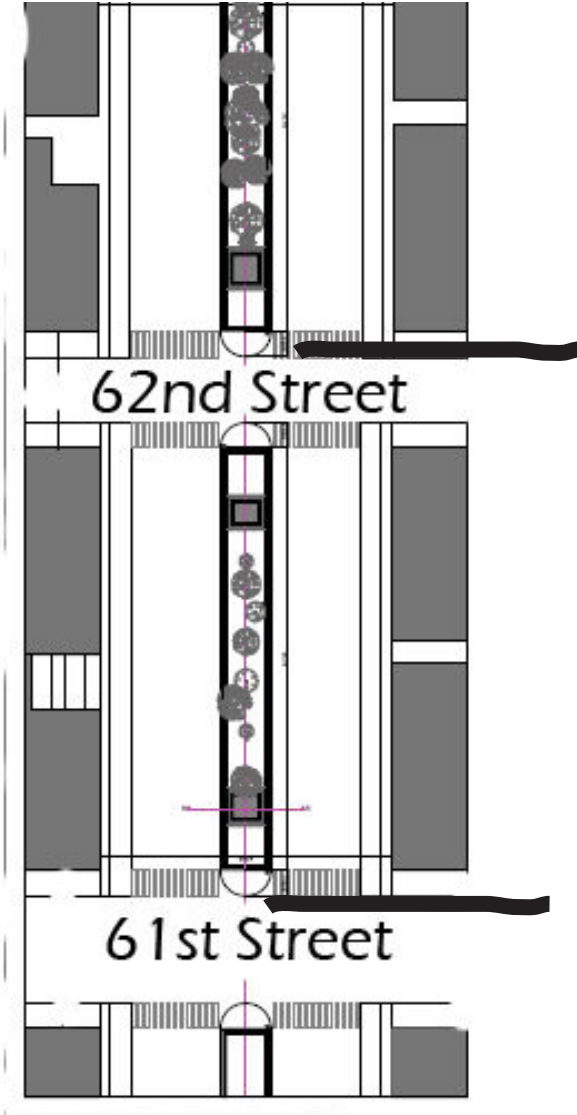


SOPHIA VARI PARK AVENUE



62nd street North

DANSEUSE ESPAGNOLE
 painted bronze sculpture on wood base
 198 1/2 X 51 1/4 X 43 1/4 IN.
 including base

total weight = 1563 lbs

no change to base required
 2000 lbs of ballast required
 max weight: 3650 LBS

current location condition: mulch
 removal of flowers may be necessary
 depending on season



61nd street North

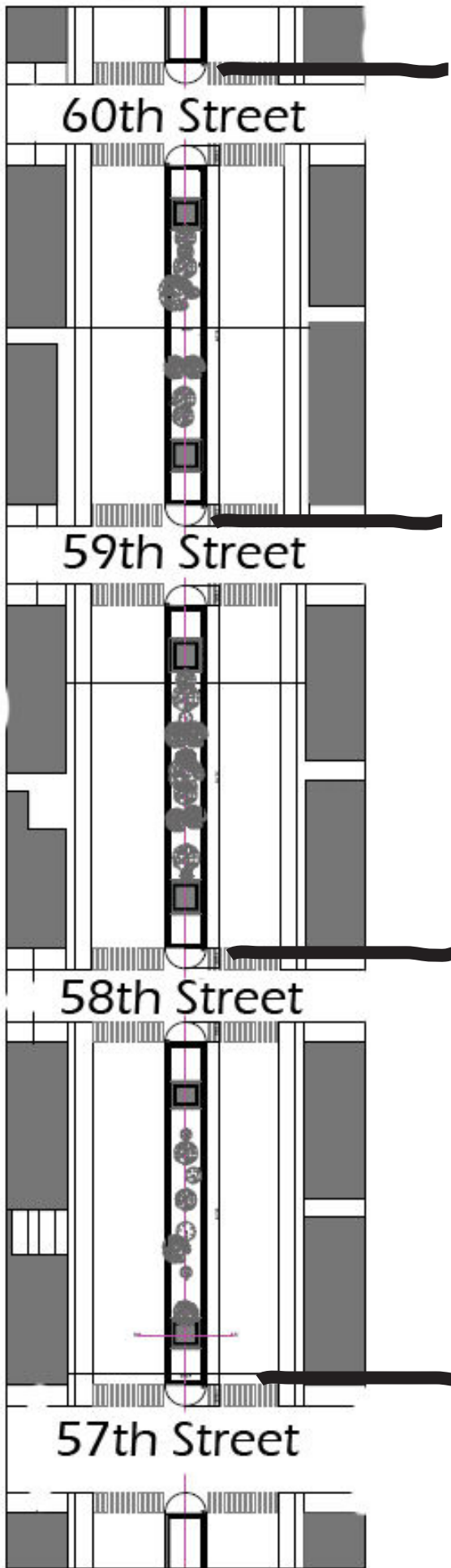
FLEUR DE NUIT
 bronze sculpture on wood base
 171 x 57 x 51 1/2 in.
 including base

total weight = 3647lbs

no change to base required
 no ballast required
 max weight: 3647LBS

current location condition: grass
 removal of flowers may be necessary
 depending on season







60th street North
ES SERPENTS DE LA GUERRE
 bronze sculpture on wood base
 211 X 52 3/4 X 50 1/2 IN.
 including base
 total weight = 1482lbs
 no change to base required
 2200 LBS ballast required
 max weight: 3700 LBS
 current location condition: grass
 removal of flowers may be necessary
 depending on season



59th street North
FUTUR DU CIRQUE
 bronze sculpture on wood base
 136 1/2 X 44 1/2 X 31 1/2 IN.
 including base
 total weight = 1609lbs
 no change to base required
 2000 LBS ballast required
 max weight: 3700 LBS
 current location condition: grass
 removal of flowers may be necessary
 depending on season



58th street North
DOUBLE EPEE
 bronze sculpture on wood base
 239 1/2 X 39 1/2 X 27 3/4 IN.
 including base
 total weight = 1795bs
 ADD 48 X 48 X 12" base required
 1100 LBS ballast required
 max weight: 4445 LBS
 current location condition: mulch
 removal of flowers may be necessary
 depending on season




57th street North
L'HOMME QUI MARCHE
 bronze sculpture on wood base
 220 x 31 1/2 x 37 in.
 including base
 total weight = 2695 lbs
 ADD 48 X 48 X 12" base required
 1100 LBS ballast required
 max weight: 3795 LBS
 current location condition: mulch
 removal of flowers may be necessary
 depending on season





56th Street




56th street North
VENT DU SUD
 bronze sculpture on wood base
 214 1/2 X 39 1/2 X 27 3/4 IN. in.
 including base
 total weight = 1670 lbs
 ADD 48 X 48 X 12" base required
 2000 LBS ballast required
 max weight: 3670 LBS
 current location condition: mulch
 removal of flowers may be necessary
 depending on season

MAX WEIGHT FOR 56TH STREET:
6470



56th street South
PLENITUDE DE L'AIR
 bronze sculpture on wood base
 138 1/2 X 36 1/4 X 33 IN.
 including base
 total weight = 2813 lbs
 ADD 36 X 36 X 12" base required
 NO ballast required
 max weight: 2800 LBS
 current location condition: mulch
 removal of flowers may be necessary
 depending on season



55th Street



55th street North
POINT IMMOBILE
 bronze sculpture on wood base
 156 1/2 X 58 X 56 IN.
 including base
 total weight = 1339 lbs
 no change to base required
 600 lbs of ballast required
 max weight: 2000 LBS
 current location condition: mulch
 removal of flowers may be necessary
 depending on season

54th street North
LE ROI
 bronze sculpture on wood base
 236 X 55 3/4 X 56 IN.
 including base
 total weight = 2494 lbs
 ADD 48 X 48 X 12" base required
 1900 lbs of ballast required
 max weight: 4351 LBS
 current location condition: mulch
 removal of flowers may be necessary
 depending on season



54th street South
LA REINE
 bronze sculpture on wood base
 138 X 25 5/8 X 15 3/4 IN.
 including base
 total weight = 2063 lbs
 ADD 36 X 36 X 12" base required
 NO ballast required
 max weight: 2063 LBS
 current location condition: grass
 removal of flowers may be necessary
 depending on season

54th Street



MAX WEIGHT FOR 54TH STREET:
6300



53rd Street



53rd street North
TROUBLE ESSENTIEL
 bronze sculpture on wood base
 125 1/4 x 72 1/2 x 47 1/4 in.
 including base
 total weight = 1045 lbs
 ADD 36 X 36 X 12" base required
 800 lbs of ballast required
 max weight: 1900 LBS
 current location condition: grass
 removal of flowers may be necessary
 depending on season

