

150 EAST END AVENUE, WINDOW REPLACEMENT PRESENTATION

Public Hearing: Draft Presentation

WINDOW REPLACEMENT

150 EAST END AVENUE, NEW YORK



WINDOW REPLACEMENT

150 EAST END AVENUE, NEW YORK

Block Plan

1940s



1980s



WINDOW REPLACEMENT

150 EAST END AVENUE, NEW YORK


Historic Tax Photo (s)



Existing Streetscape

WINDOW REPLACEMENT

150 EAST END AVENUE, NEW YORK



Existing Photo: Front (Front Elevation)

Window Replacement Summary

- Windows on 1st, 2nd and 3rd Floor to be replaced (no changes to ground floor)
- No change to the existing brick opening
- In all cases existing storm windows will be removed and discarded.
- Color will be matched to existing (black)
- New windows will be wood construction to match existing
- New wood brick mold casing will be matched to historic brick mold casing for Queen Ann style row house. Third floor wood brick molding will remain in place.
- Windows 1A, 1B, 2A and 2B will match existing in color, design and opening method.
- **Windows 3A and 3B will match in color, but design and opening method will be matched to 6 over 6 double hung in 1A, 1B, 2A and 2B. This will remove the transom to be consistent not only with the other windows on the front façade but also with the neighboring buildings.**

WINDOW REPLACEMENT

150 EAST END AVENUE, NEW YORK

EXISTING



PROPOSED



WINDOW REPLACEMENT

150 EAST END AVENUE, NEW YORK

Existing and Proposed (Windows in white for ease of review)

148 EAST END



150 EAST END



152 EAST END



WINDOW REPLACEMENT
150 EAST END AVENUE, NEW YORK

Adjacent Building Comparison

148 EAST END




152 EAST END



WINDOW REPLACEMENT
150 EAST END AVENUE, NEW YORK

Top Floor Comparison: 148 and 152 (Adjacent Buildings)

Window 3A: Third Floor Front (Single) – GENERAL NOTES



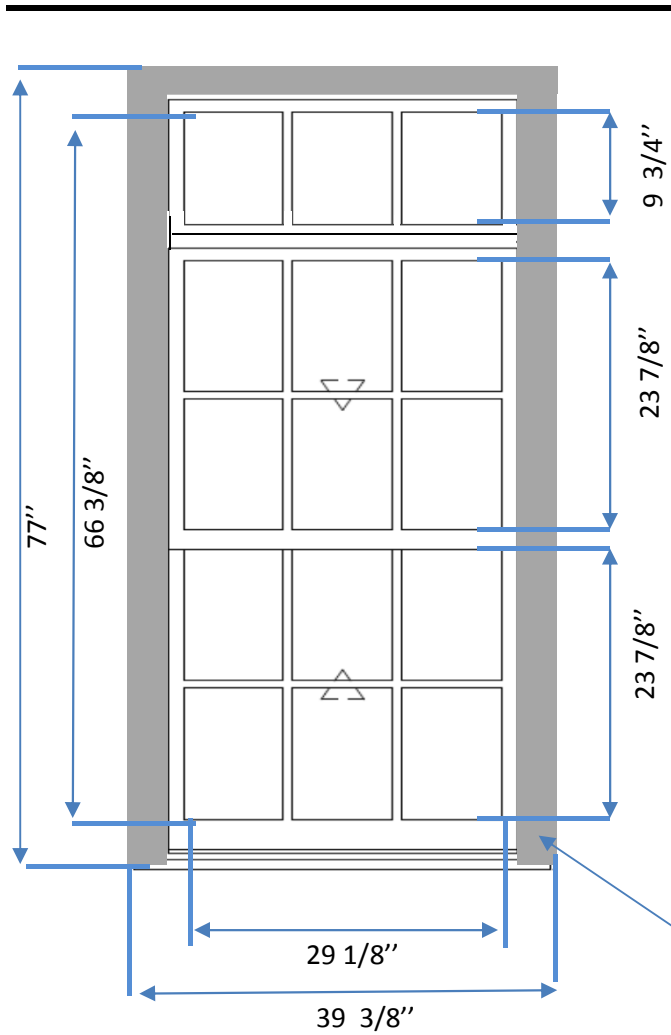
- Existing sill, header and casing to remain
- Window color will match existing (see color samples appendix)
- New Windows will match existing wood

- Storm window will be removed and discarded.
- See next page for detailed explanation of window casing that will remain and what will be replaced

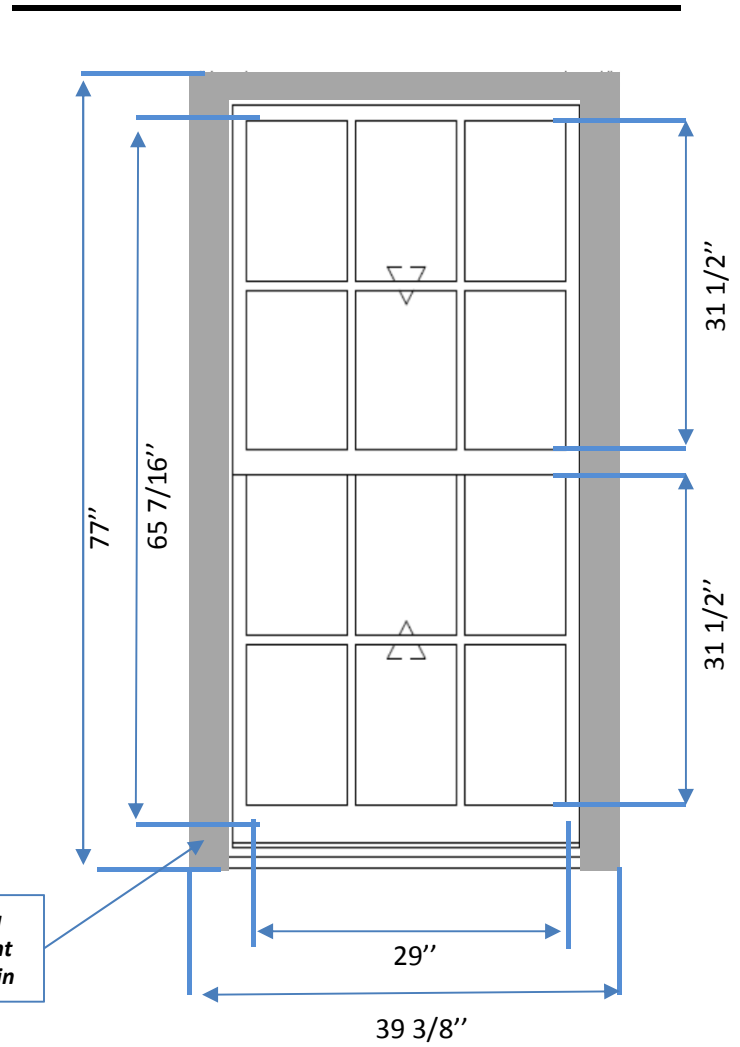
WINDOW REPLACEMENT

150 EAST END AVENUE, NEW YORK

EXISTING



REPLACEMENT



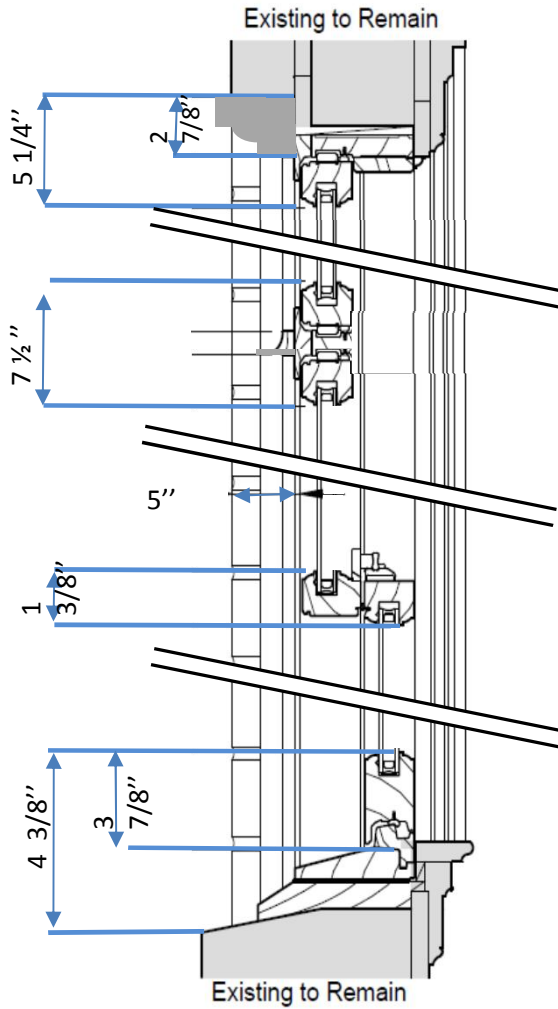
Existing
Casement
to Remain

WINDOW REPLACEMENT

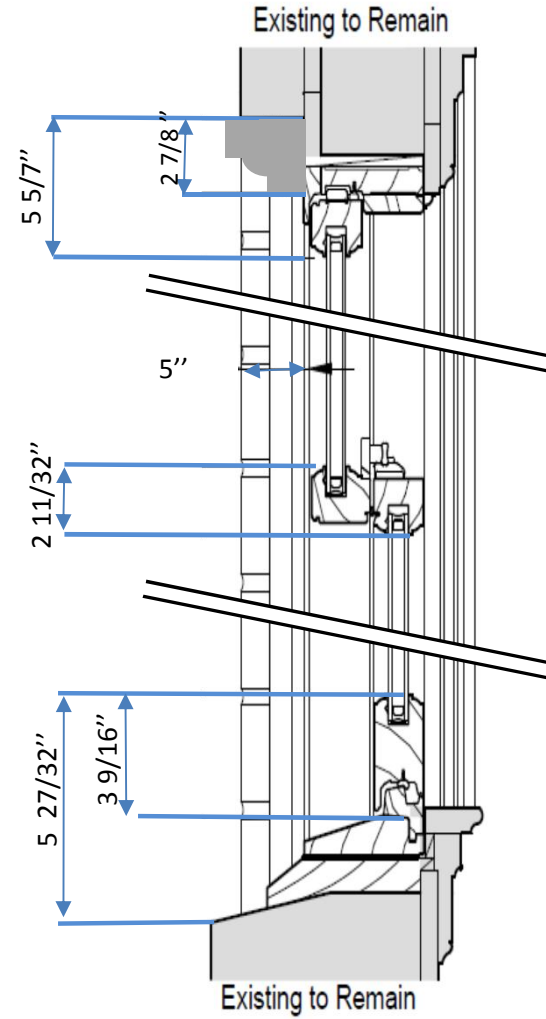
150 EAST END AVENUE, NEW YORK

Window 3A: Third Floor Front (Single)

EXISTING WINDOW SECTION AND JAMB DETAIL



PROPOSED WINDOW SECTION AND JAMB DETAIL

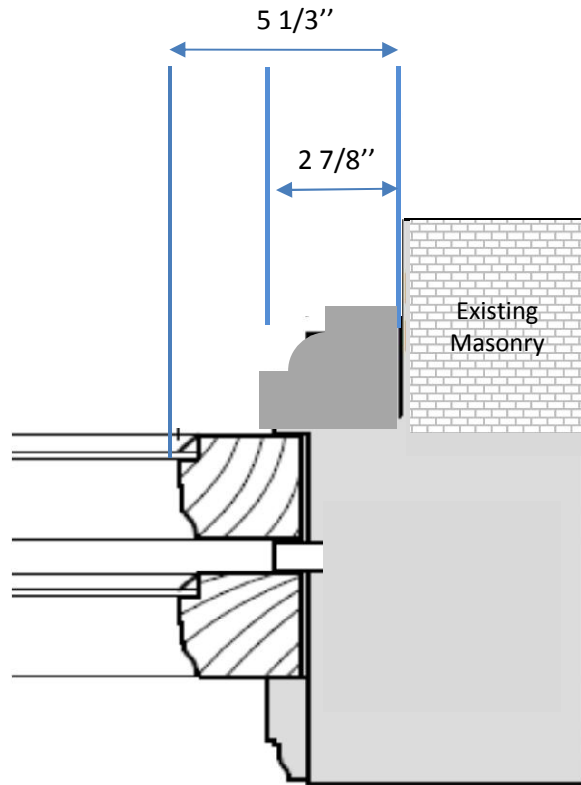


WINDOW REPLACEMENT

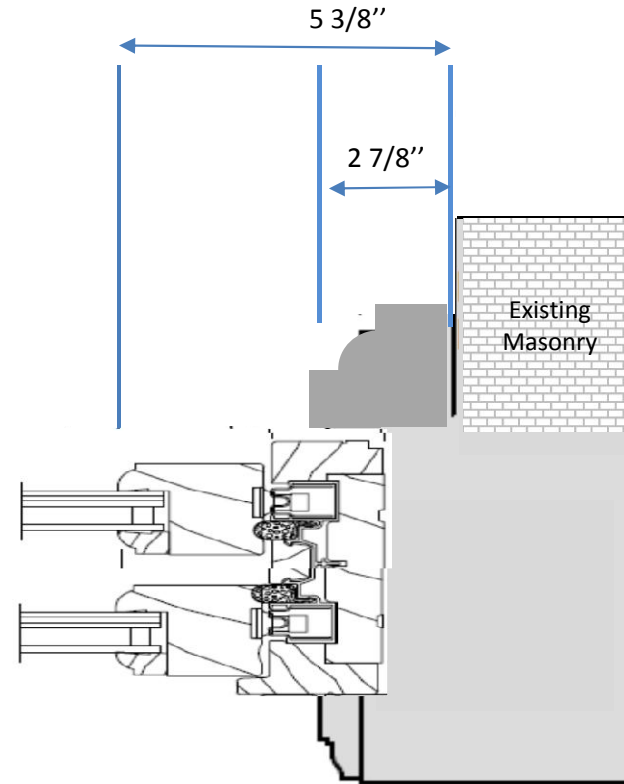
150 EAST END AVENUE, NEW YORK

Window 3A: Third Floor Front (Single)

EXISTING WINDOW HORIZONTAL PROFILE



PROPOSED WINDOW HORIZONTAL PROFILE



WINDOW REPLACEMENT
150 EAST END AVENUE, NEW YORK

Window 3A: Third Floor Front (Single)

Window 3B: Third Floor Front (Single) – GENERAL NOTES

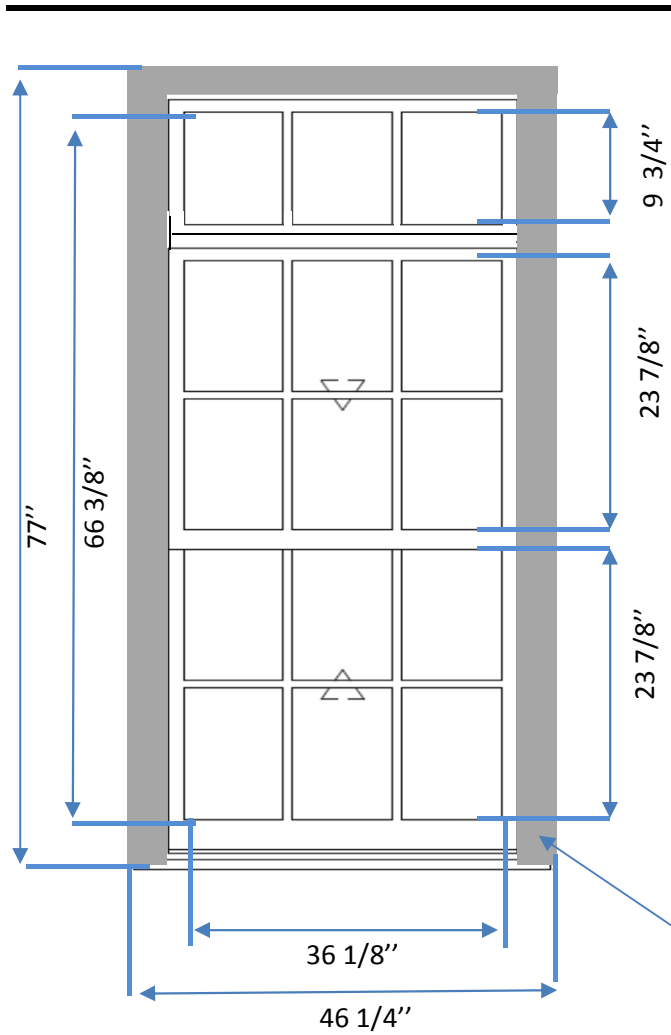


- Replacement window designed to match existing
 - Existing sill, header and casing to remain
 - Window color will match existing (see color samples appendix)
 - New Windows will match existing wood
- Storm window will be removed and discarded.
- See next page for detailed explanation of window casing that will remain and what will be replaced

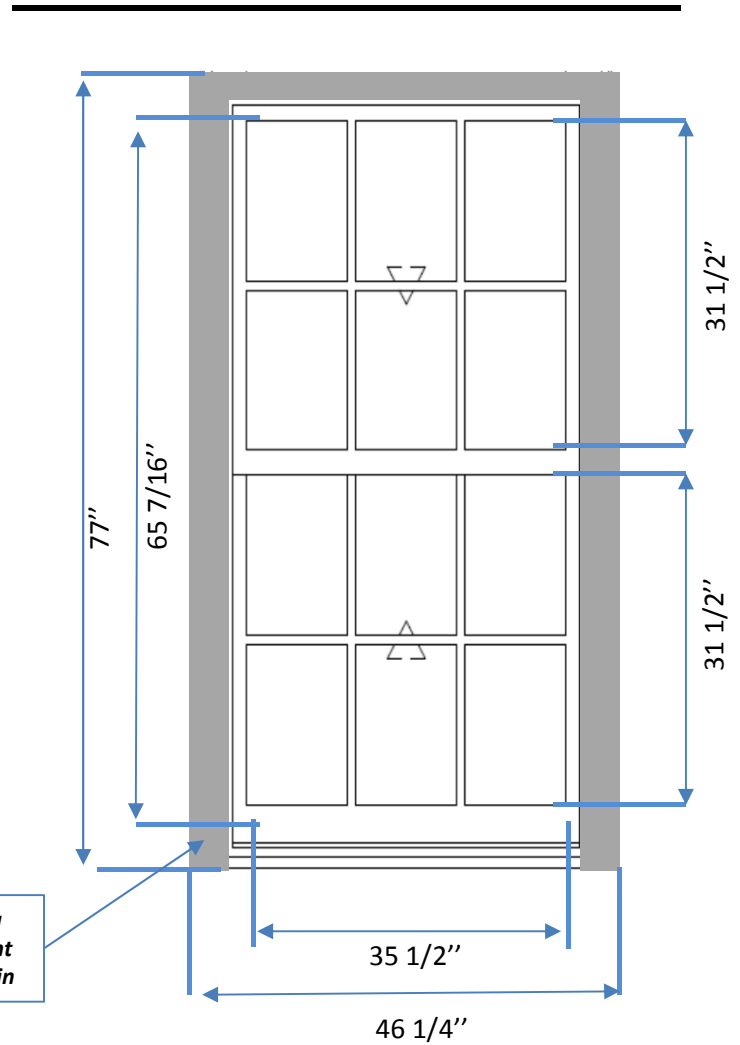
WINDOW REPLACEMENT

150 EAST END AVENUE, NEW YORK

EXISTING



REPLACEMENT



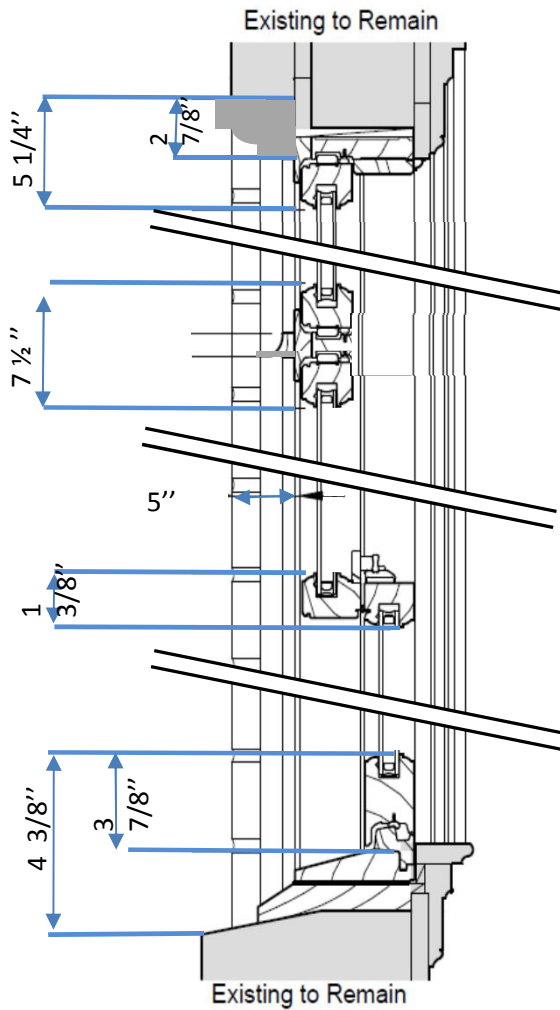
Existing
Casement
to Remain

WINDOW REPLACEMENT

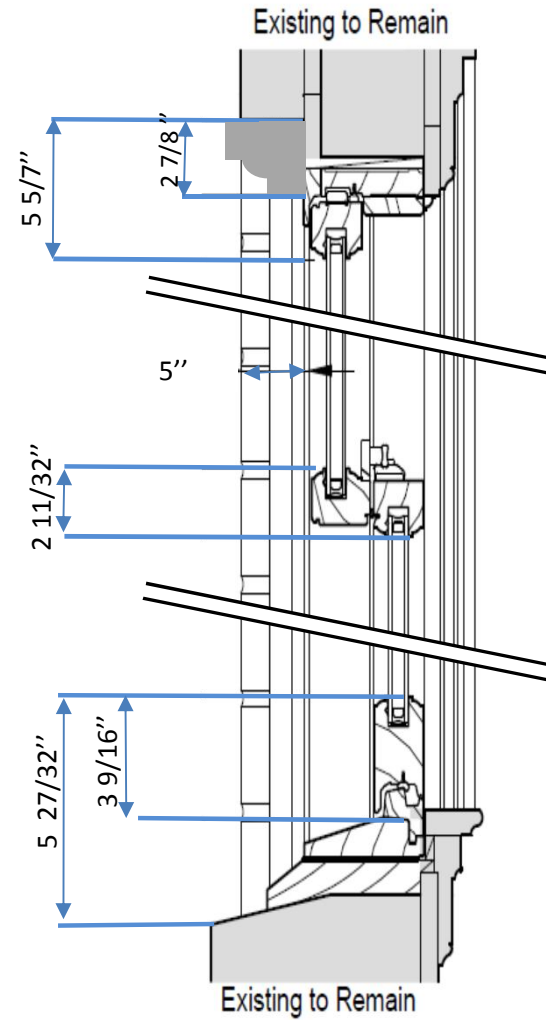
150 EAST END AVENUE, NEW YORK

Window 3B: Third Floor Front (Single)

EXISTING WINDOW SECTION AND JAMB DETAIL



PROPOSED WINDOW SECTION AND JAMB DETAIL

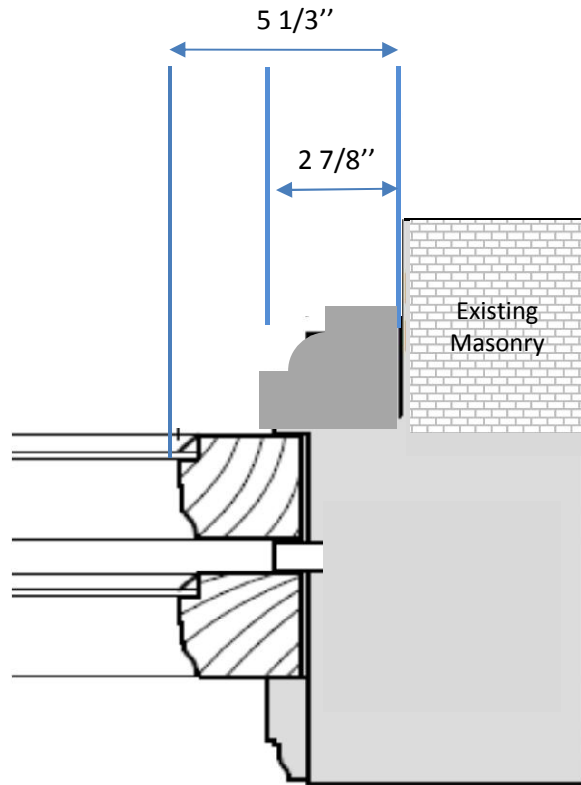


WINDOW REPLACEMENT

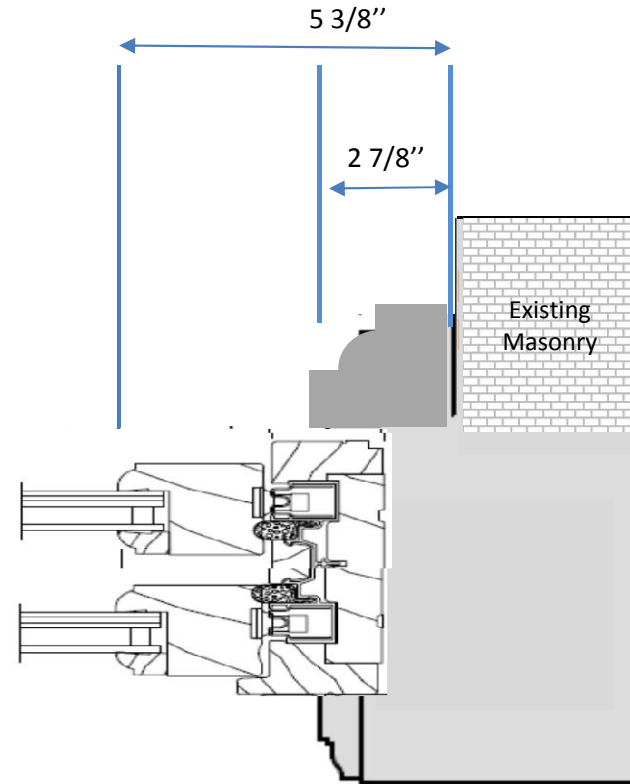
150 EAST END AVENUE, NEW YORK

Window 3B: Third Floor Front (Single)

EXISTING WINDOW HORIZONTAL PROFILE



PROPOSED WINDOW HORIZONTAL PROFILE

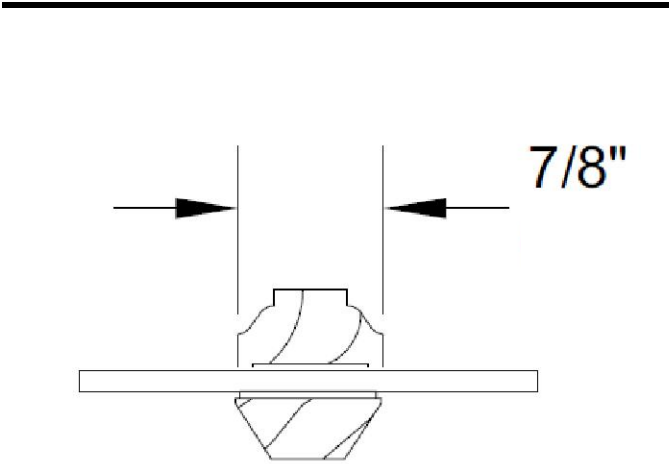


WINDOW REPLACEMENT
150 EAST END AVENUE, NEW YORK

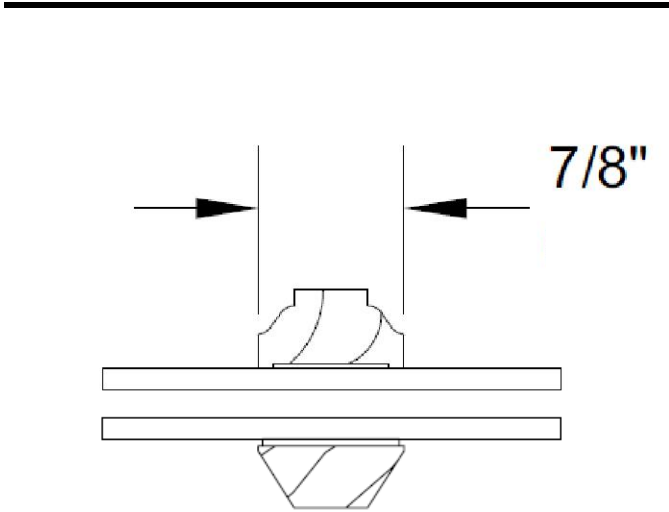
Window 3B: Third Floor Front (Single)

Muntions (Existing and Proposed): All Windows

EXISTING



PROPOSED



WINDOW REPLACEMENT

150 EAST END AVENUE, NEW YORK